


PRODUCT PARAMETER MANUAL

PENA



APG





2015


30

800+

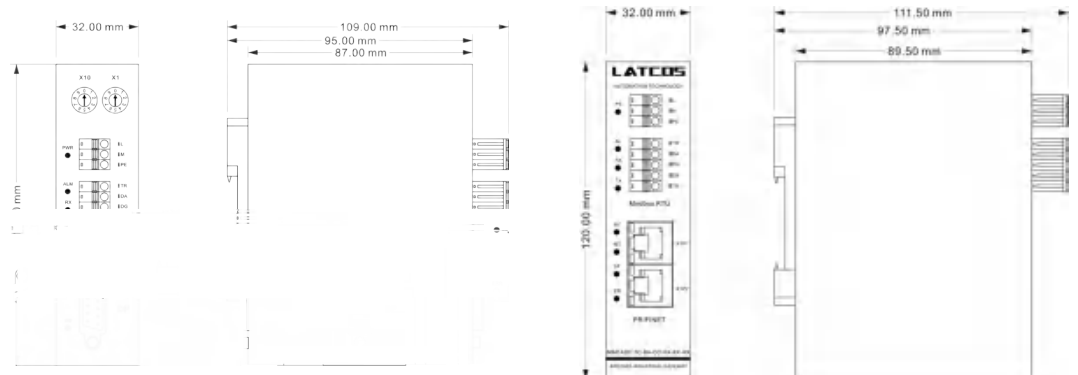
200+


公司地址



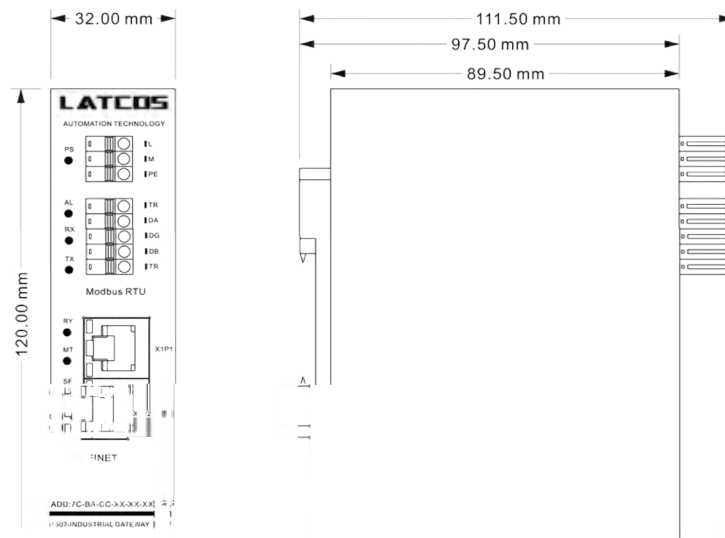


PROFIBUS-DP Modbus RTU	APG 1501	
PROFINET Modbus RTU		APG 1502
PROFINET Modbus RTU		APG 1512
	D-sub9 ()	2XRJ45
Modbus	2*5Pin	
	3Pin	
	24V DC (-20% ~ +20%)	
	110mA 24V DC	
	PROFIBUS DP V0	PROFINET RT
	12M(Max),	100M(Max),
	01~99()	PROFINET
MODBUS	RS485	
	15kV 8kV IEC 61000-4-2	
Modbus	48	
	Modbus RTU	
	01H, 02H, 03H, 04H, 05H, 06H, 0FH, 10H	
kbps	2400, 4800, 19200, 38400, 57600, 115200	
	IP50	
	DIN 35	
	0 ~ +55 (-25 ~ +85)	





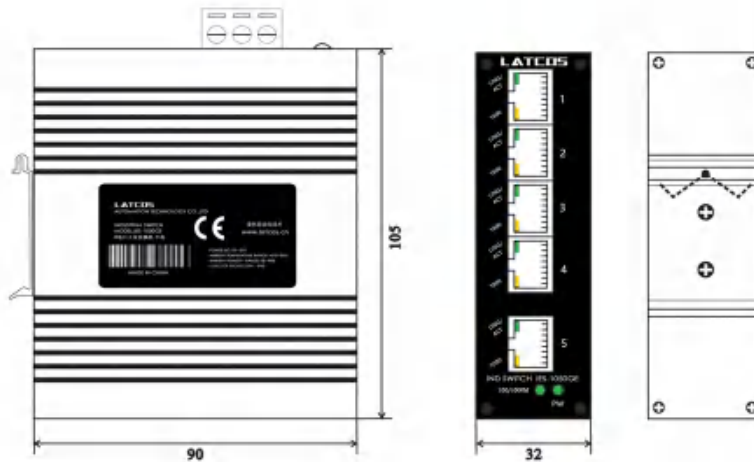
ETHERNET/IP Modbus RTU		APG 1503	
ETHERCAT Modbus RTU			APG 1504
ETHERNET/IP			
2XRJ45			
Modbus			
2*5Pin			
3Pin			
POWER			
24V DC(-20% ~ +20%)			
110mA 24V DC			
ETHERNET/IP		ETHERCAT	
100M(Max),		100M(Max),	
LAE-config		ETHERCAT	
MODBUS			
RS485			
PROTECTION			
15kV		8kV IEC61000-4-2	
Modbus			
48			
Modbus RTU			
01H,02H,03H,04H,05H,06H,0FH,10H			
kbps			
2400,4800,19200,38400,57600,115200			
ENVIRONMENT			
IP50			
DIN 35			
0 ~+55 (-25 ~+85)			



5 (/)



5 /	IES-1050-S	
5 /		IES-1050GE
	5X RJ45 ()	
	3Pin	
	12-52VDC	
	150mA 12V	
	5	5
	10/100M,	10/100/1000M(Max),
	0.744Mpps	7.44Mpps
	1Gbps	10Gbps
	/	
	IP40	
	DIN 35	
	-40 ~ +85	
	5% ~ 90%	



8 (/)




8 /		IES-1080-S	
8 /		IES-1080GE	
		8X RJ45 ()	
		6Pin	
		12-52VDC	
		350mA 12V	
		8	8
		10/100M,	10/100/1000M(Max),
		1.19Mpps	11.9Mpps
		3.8Gbps	16Gbps
		/	
		IP40	
		DIN 35	
		-40 ~ +85	
		5% ~ 90%	

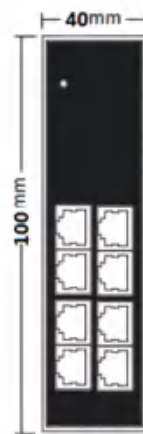
8 (/)



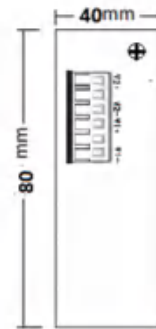
8 /	IES-1080S-mini	
8 /		IES-1080GE-mini
	8X RJ45 ()	
	6Pin	
	12~52VDC	
	350mA 12V	
	8	8
	10/100M,	10/100/1000M(Max),
	1.19Mpps	11.9Mpps
	3.8Gbps	20Gbps
	/	
	IP40	
	DIN 35	
	-40 ~ +85	
	5% ~ 90%	



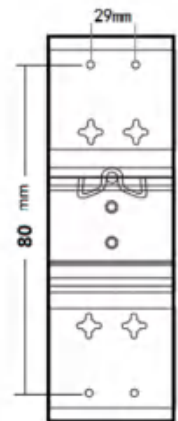
侧视图



正视图



俯视图



后视图

